

HepcoMotion®

SimpleSelect®

**Vee Slide Linear
Guidance System**

**Simple to Specify
Simple to Order**

BISHOPWISecARVER®



Introducing

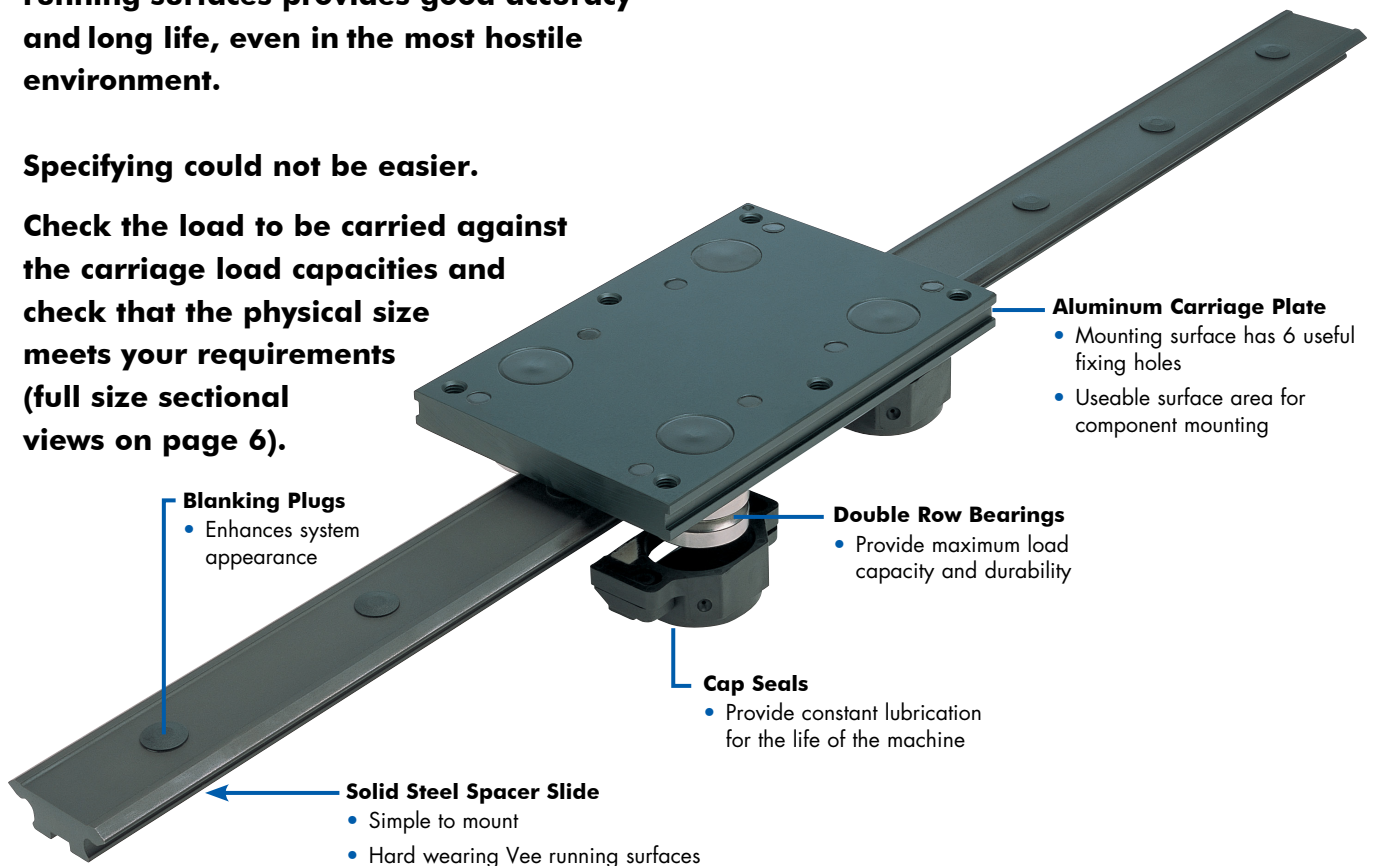
HepcoMotion Simple Select®

Vee Slide Linear Guidance Systems

Hepco Simple-Select® offers four useful sizes of spacer slides supplied complete with carriages assembled and ready for installation. All units are fitted with double row bearings and cap seals to ensure a long and trouble-free life. Our general purpose spacer slide precision cold drawn and hardened on the Vee running surfaces provides good accuracy and long life, even in the most hostile environment.

Specifying could not be easier.

Check the load to be carried against the carriage load capacities and check that the physical size meets your requirements (full size sectional views on page 6).

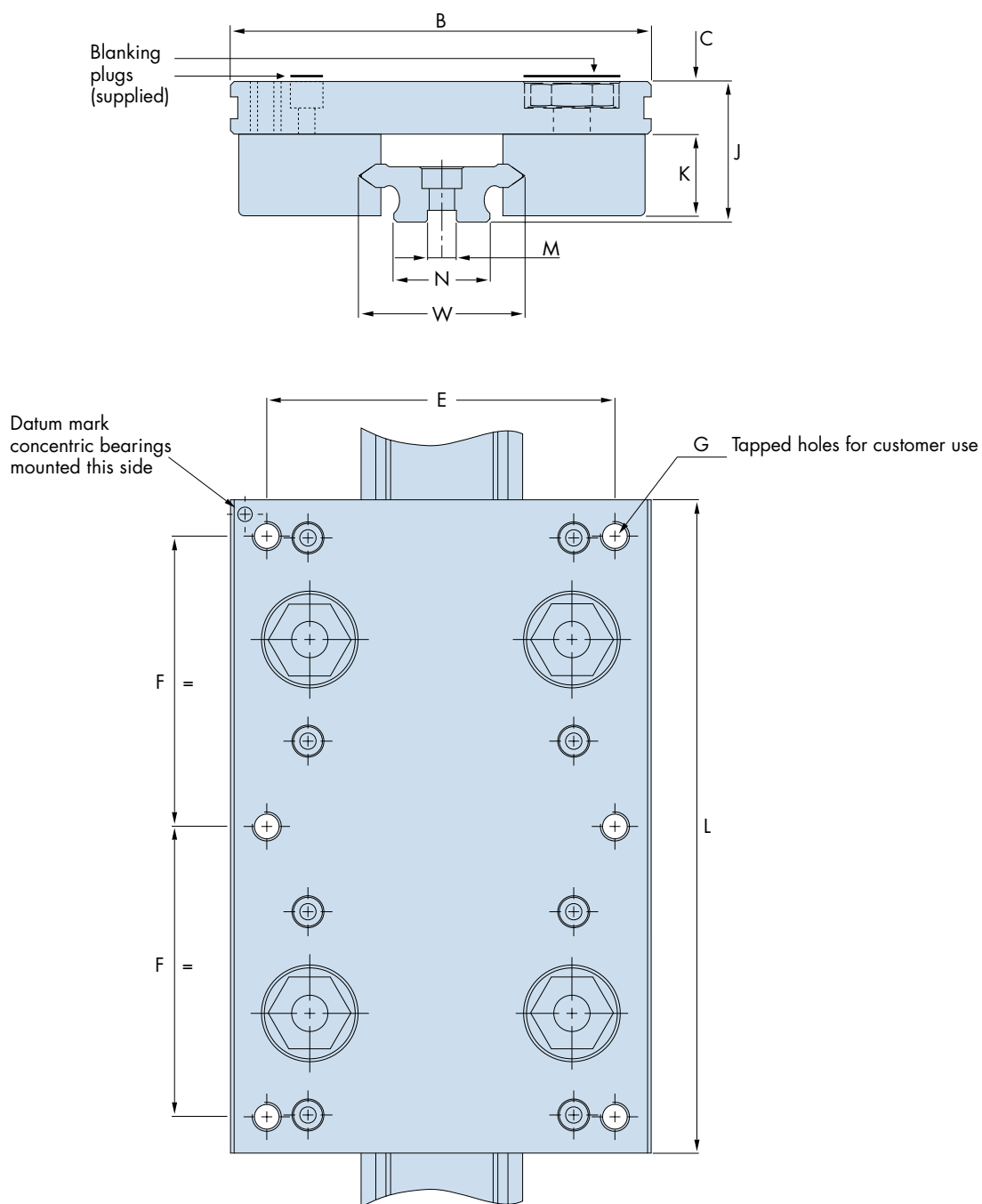


Simple Select®

Benefits

- Select standard range of 4 popular sizes ready for dispatch in 24 hours or less
- Utilizes proven Hepco Vee Slide technology – ideal for high speed/short stroke movements
- Low installation time simply bolt slide down
- Can be fitted to unmachined surfaces if required
- System compliance – ideal for fitting to aluminum profiles
- Accurate drawn slide allows smooth low friction movement
- Double row bearings for long and trouble free life
- Fitted cap seals prevent dirt ingress and ensure constant positive lubrication
- Induction hardened Vee slide – low wear characteristics
- Quiet in operation

Dimensional Data



Size	W	B	C	J	K	L	M	N	E	F	G
20	20	64	10	24.95	14	100	5 x 2	12.4	50	44	6 x M5
25	25	80	11.5	30.7	18	135	6 x 2.5	15.4	65	60	6 x M6
44	44	116	14.5	38.7	22.5	180	8 x 3	26.4	96	80	6 x M8
76	76	185	20	58.7	36.5	300	15 x 5	50.4	160	135	6 x M10

For a more extensive range of options please refer to our GV3 Catalog.

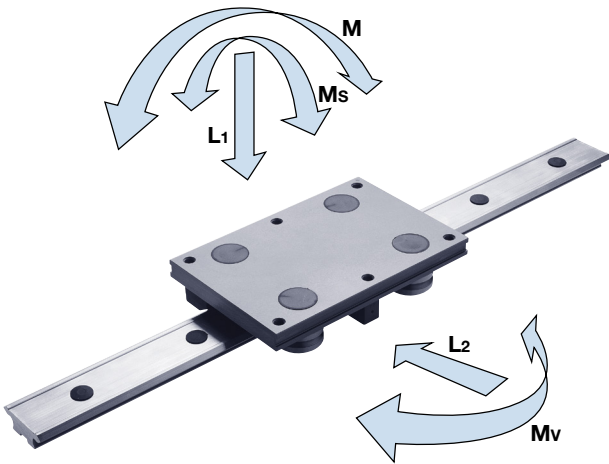
Load/Life Data

Components used in the Simple-Select® range will provide the user with the best combination to achieve a long and trouble free life in clean or arduous environments. Fitted cap seals cover double row bearings and provide a reservoir for grease lubrication and to prevent dirt ingress. In most cases a single application of grease, which Bishop-Wisecarver provides on assembly of the unit, will last for the life of the machine.

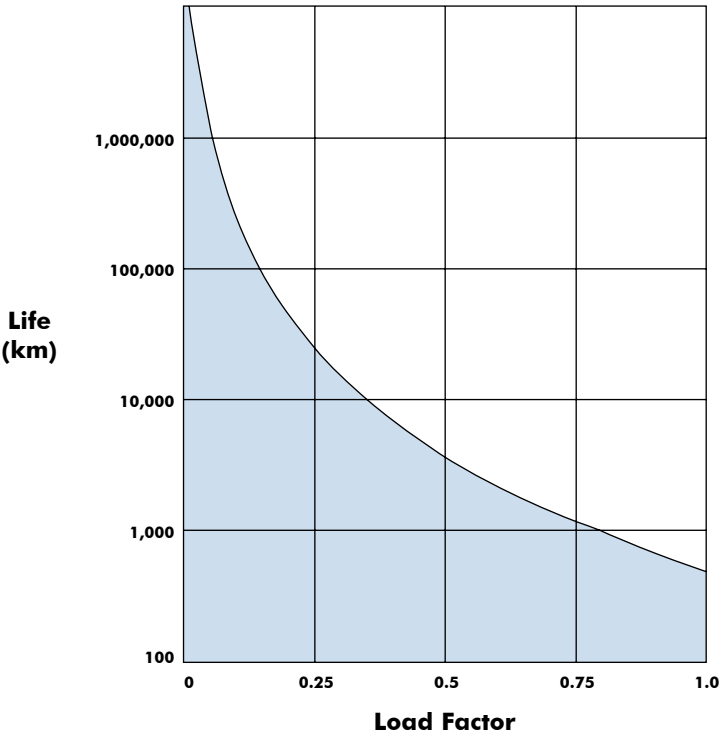
Simple Life Check

Most applications involve central L1 loads. In these cases simply divide your load (N) by the carriage L1 capacity figure below to determine a load factor. Then simply read off the life from the graph. For offset loads you will need to add the relevant load factors to determine the total. Load Factor should not exceed 1.

Size	Carriage Capacities				
	L1(N)	L2(N)	Ms(Nm)	Mv(Nm)	M(Nm)
20	435	685	4	19	12
25	800	1500	9	56	30
44	2800	4700	57	243	146
76	10000	10000	360	990	990



$$\text{Load Factor} = \frac{\text{Load Carried}}{\text{Carriage Capacity}} = \frac{L_1}{L_{1(\text{max})}} + \frac{L_2}{L_{2(\text{max})}} + \frac{M_s}{M_{s(\text{max})}} + \frac{M_v}{M_{v(\text{max})}} + \frac{M}{M_{(\text{max})}}$$



Ordering Details

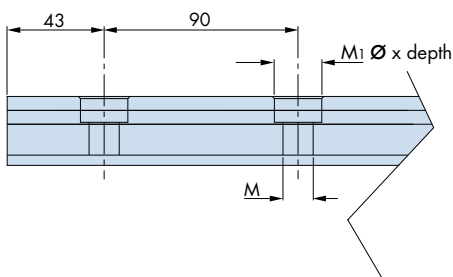
Available slide lengths from the Simple-Select® range are shown in the chart below:

Slide Size	Slide Lengths in mm										
20	266	356	536	716	896	1076	1256	1436	1616	1796	1976
25	266	356	536	716	896	1076	1256	1436	1616	1796	1976
44	266	356	536	716	896	1076	1256	1436	1616	1796	1976
76	–	–	536	716	896	1076	1256	1436	1616	1796	1976

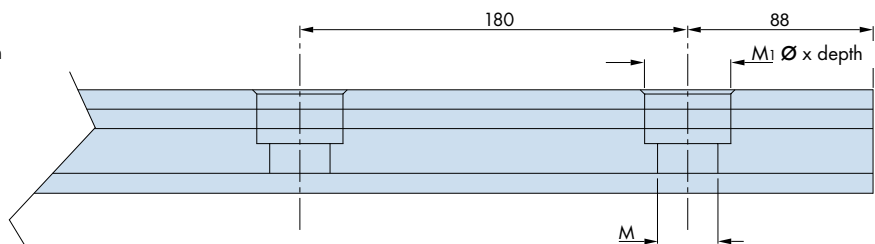
Other lengths available on request up to 4m (not Simple-Select® service).

Slide Hole Centers

Sizes 20,25,44



Size 76



Size	M	M ₁
20	4.5	8 x 4.1
25	5.5	10 x 5.1
44	7	11 x 6.1

Size	M	M ₁
76	14	20 x 12

To Order – Simply specify slide size, number of fitted carriages and slide length

Example **20** **1** **–** **1076**

Slide Size _____

Number of fitted carriages _____ Slide Length (mm)

Units are supplied with carriages adjusted ready for mounting.

Technical Specifications

'V' Slides

Material and Finish: High carbon bearing steel AISI 52100, hardened on 'V' faces to 58-62 Rockwell 'C' scale. Slide will be supplied with chemical black or similar finish.

Bearings

Bearing Raceways and Balls: Carbon-chromium bearing steel AISI 52100, hardened and tempered.
Shields: Steel, except size 18 which has nitrile rubber seals.
Cage: Plastic.
Studs: High Tensile Steel with tensile strength = 695 N/mm². Chemical black finish.
Temperature Range: -20°C to +120°C

Carriage Plates

Material: High Strength Aluminum Alloy
Finish: Black Anodized

Carriage Plate & Slide Counterbore Plugs

Material: Plastic

Cap Seals

Material: Body: Thermoplastic elastomer
Inserts: Impact resistant plastic
Wipers: Felt
Temperature Range: -20°C to +60°C

Frictional Resistance for 'V' Slide Systems

To determine frictional resistance use $0.02 \times \text{Load (N)} + \text{Seal Friction (N)}$.
Seal friction figures: Size 20 = 4 N Size 25 = 7 N
Size 44 = 15 N Size 76 = 28 N

External Lubrication

Cap Seals will be supplied lubricated, further lubrication is not normally necessary unless a high duty cycle/speed is involved. In these cases re-lubrication with a grease NLGI consistency No. 2 will suffice.

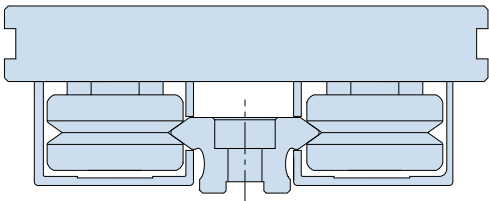
Maximum Linear Speeds for 'V' Slides & Bearings.

Lubricated 'V' Slides = 8 m/s

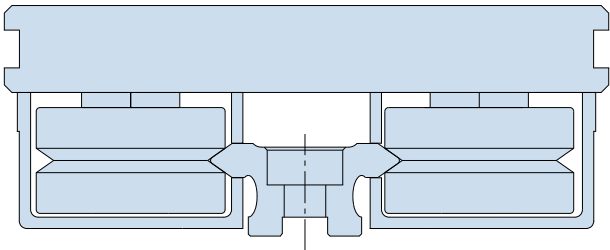
Material specifications may change for reasons of technical advantage or availability.

Full Size Sectional Views

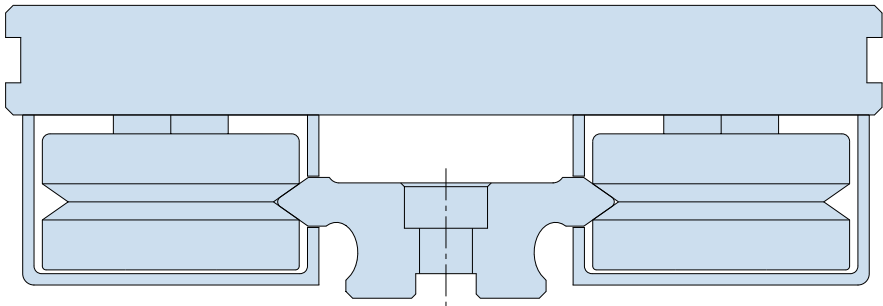
Size 20



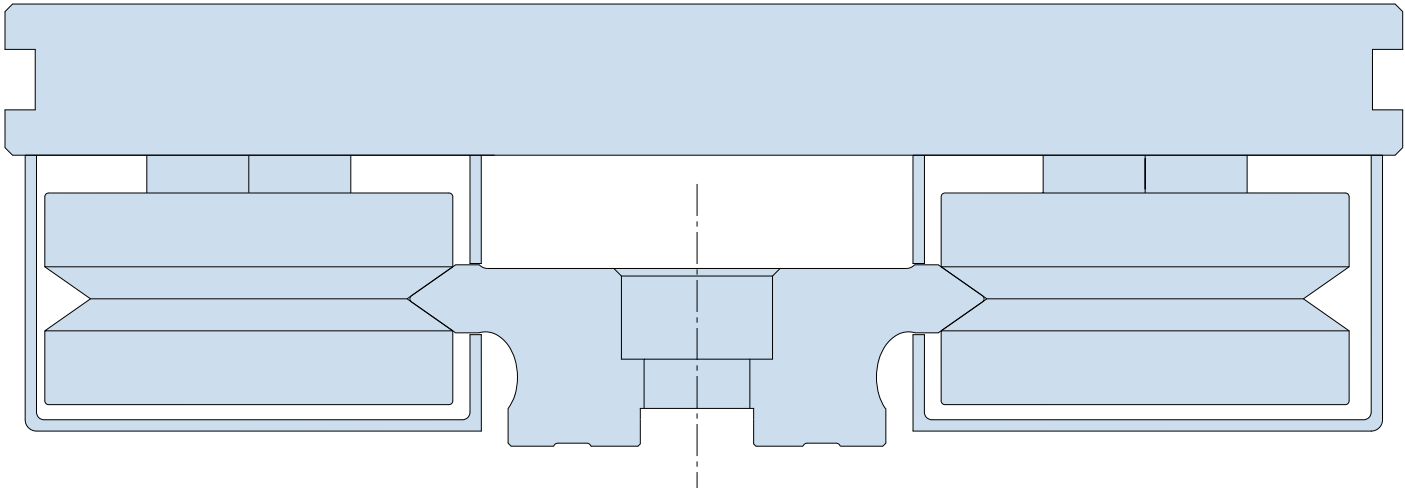
Size 25



Size 44



Size 76



Bishop-Wisecarver Corporation: Manufacturer of the original DualVee® guide wheel and industry leader in guided motion technology, and exclusive North and Central American partner and distributor for HepcoMotion products since 1984.

BISHOPWISECARVER®

Bishop-Wisecarver

DualVee® Guide Wheels
LoPro® Linear Motion System
MadeWell® Crown Rollers
MinVee® Linear Slide System
UtiliTrak® Linear Motion Guide



HepcoMotion®

DAPDU2 Double Acting Profile Driven Unit
DLS Driven Linear System
DTS Driven Track System
GV3 Linear Guidance and Transmission System
HDCB Heavy Duty Compact Beam
HDCS Heavy Duty Compact Screw
HDLS Heavy Duty Driven Linear System
HDRT Heavy Duty Ring Slides and Track System
HDS2 Heavy Duty Slide System
MHD Heavy Duty Track Roller Guidance System
MCS Machine Construction System
PDU2 Profile Driven Unit
PDU2M Belt Driven Unit for Moment Loads
PRT2 Precision Ring and Track System
PSD80 Screw Driven Linear Actuator
PSD120 Profile Screw Driven Unit
SBD Sealed Belt Drive
Simple-Select®
SL2 Stainless Steel Based Slide System

3D CAD DRAWINGS

Download 3D CAD files for our complete product line at www.bwc.com/3dcad.php.

FOLLOW BISHOP-WISECARVER NEWS & UPDATES

On Blogger <http://bwcnews.blogspot.com/>

PRODUCT ORDERS

Please call Bishop-Wisecarver with your specific application requirements. Our technical staff is available to assist with your custom solution.

Bishop-Wisecarver provides a written one year limited warranty assuring the customer that its products conform to published specifications and are free from defects in material or workmanship.

Complete terms and conditions and warranty information is available at www.bwc.com/about_conditions.vp.html

